

Plexineon Color Series

(Blue, Green, Magenta, Rose, Teal, Yellow)

PRODUCT SUMMARY



PRODUCT FEATURES

- Bright, even-toned color
- Durable construction
- Long life
- Energy efficient
- Low voltage
- Easy to install
- Cool to the touch
- For use as exterior or interior accent lighting, direct view or indirect view applications, coves

Light Colors

- Blue
- Green
- Magenta
- Rose
- Teal
- Yellow

Housing & Clips:

- Standard
- Interior Decorative Series (for Blue, Green, and Teal)

Diffuser Color (when not illuminated)

- Frosted
- Red (for Magenta Luminaire)
- Light Pink (for Rose Luminaire)
- Yellow (for Yellow Luminaire)

Lengths Available

- Standard Lengths: 2', 4', 6', 8'
- (610 mm, 1219 mm, 1830 mm, 2438 mm)
- Factory custom lengths available to the nearest 1/2" (13mm) +/- 0.25" (6mm)¹
- 2' (610mm) field cuttable pieces
- Illuminated outside corner pieces
- Factory convex or concave bends to minimum inside radius of 5" (127mm)
- Factory "easy bends" to a 3/16" (5mm) radius¹
- Gentle field bends to a 48" (1219mm) radius²

¹. Drawing required for production

². Field bending allowed only on fixture without C-channel

Power Supply

- Class 2, 24 VDC, 100 Watts - must be supplied by iLight
- Primary voltage: 120 or 120-277 depending on model
- Secondary voltage: 24VDC 4.1 A Max
- Maximum illumination length of a single 100W power supply 32 feet (9.75m)

Power Supply Tips

- 20% overage for breaker for primary current draw
- Do not plug multiple power supplies into one run of Plexineon
- All iLight power supplies should be on an independent circuit
- Recommend surge protection upstream from power supply
- Verify correct voltage prior to wiring to non-switching power supplies

Low Voltage Cable

Maximum distance of low voltage cable in any given run:

- 14 AWG: 40 feet (12.19m)
- 12 AWG: 60 feet (18.29m)
- 10 AWG: 100 feet (30.48m)

ORDERING INFORMATION

| CLASS | VOLTAGE | COLOR | HOUSING | LENGTH | CHANNEL | VERSION |
|----------|----------|---|---|---|---|---|
| T | 24 | | | | | |
| T = Trim | 24 = 24v | BLU = Blue GRN = Green MAG = Magenta ROSE = Rose TEA = Teal YEL = Yellow | S = Silver K = Black (IDS*) G = Gray (IDS*) W = White (IDS*) | 2F = 2 Feet 4F = 4 Feet 6F = 6 Feet 8F = 8 Feet CL = Custom Length PC = Outside Corner RT = Corner Cuttable TT = Cuttable BE = Bend-Easy BN = Bend-Convex BV = Bend-Concave | NC = No Channel SC = Stainless Steel Channel | 00 = With Connectors 01 = Without Connectors |


* IDS = Interior Decorative Series (IDS available for Blue, Green, and Teal)

Specification sheets are subject to change without notice. For the most recent version, please refer to www.ilight-tech.com

Plexineon Color Series

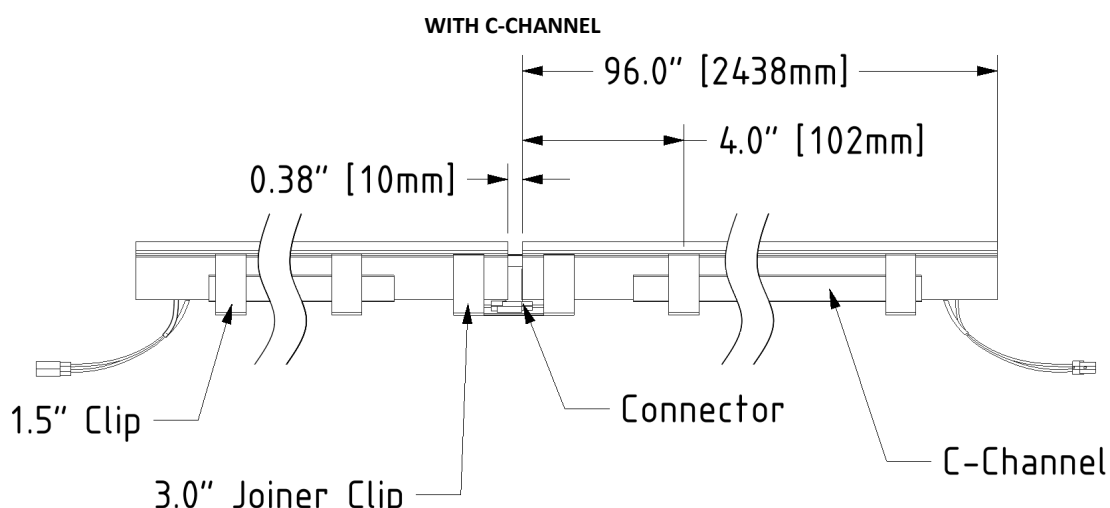
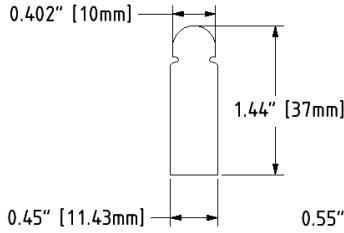
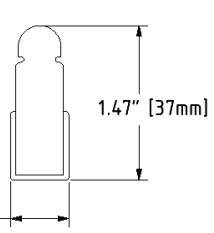
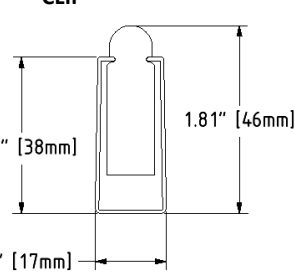
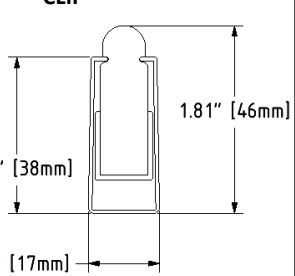








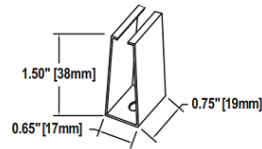
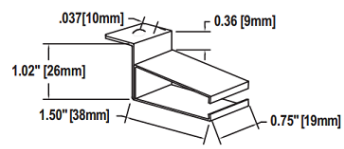
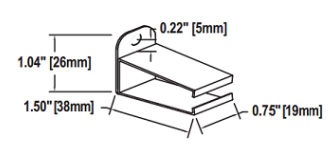
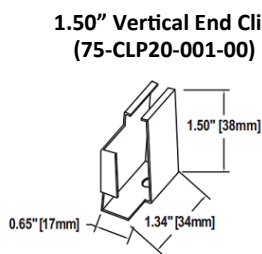
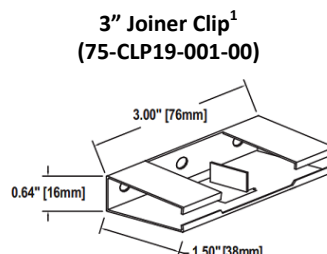










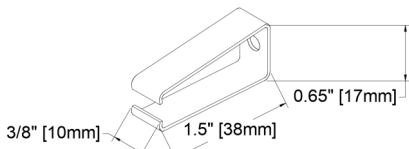
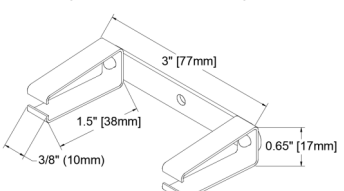




(Blue, Green, Magenta, Rose, Teal, Yellow)

TECHNICAL INFORMATION

| | |
|--|---|
| <p style="writing-mode: vertical-rl; transform: rotate(180deg);">MECHANICAL</p> | <p>Width & Height Housing</p> <ul style="list-style-type: none"> 0.55" (14mm)w x 1.47"(37mm)h with C-channel UV and impact resistant acrylic diffuser UV resistant plastic channel Stainless steel C-channel for mechanical support <p>Minimum Piece Spacing</p> <ul style="list-style-type: none"> Linear (end to end) = 3/8" (10mm) Parallel (edge to edge) = 1" (25mm) <p>* The minimum space for ventilation surrounding the Plexineon product is 1.0". This distance should be maintained on the three sides, left and right of the product as well as in front of the product. Other configurations subject to specific application testing.</p> <p>Mounting</p> <ul style="list-style-type: none"> Stainless steel spring mounted clips, or IDS Clips to be 2" (51mm) in from end of piece and no more than 2' (610mm) maximum between clips <p>Power Supply Weight</p> <ul style="list-style-type: none"> Electronic (Advance) Power Supply is 2 lbs. (0.9 kg) Outdoor Magnetic Hybrid (Justin) Power Supply is 9 lbs. (4 kg) <p>Power Supply Dimensions</p> <ul style="list-style-type: none"> Electronic (Advance) = 9.50" x 1.18" x 1.70" (242mm x 30mm x 43mm) Outdoor Magnetic Hybrid (Justin) = 11.25" x 3.25" x 3.36" (286mm x 83mm x 85mm) |
| <p style="writing-mode: vertical-rl; transform: rotate(180deg);">ELECTRICAL</p> | <p>Load Voltage 24 V DC</p> <p>Load Current 82 mA/foot at 24VDC (270 mA/meter) 1.97 watts/foot (6.46 watts/meter)</p> <p>Maximum Run Length 32 feet (9.75 m) with an iLight approved power supply</p> <p>DC Cable</p> <ul style="list-style-type: none"> 14 AWG, PVC/Nylon Type TC 600 Volt power and control cable or equivalent FT-4 fire rating Class 2 wiring system Connectors: Molex Splashproof—JIS D0203 S2 <p>Electrical Tips</p> <ul style="list-style-type: none"> Only use iLight approved power supplies Do not cut non-cutable pieces |
| <p style="writing-mode: vertical-rl; transform: rotate(180deg);">ENVIRONMENTAL</p> | <p>Operating Temperature Range -25°C to 50°C (-13°F to 122°F)</p> <p>Storage Temperature Range -25°C to 75°C (-13°F to 167°F)</p> <p>Certification</p> <ul style="list-style-type: none"> Complies with CE, UL 1598 and CSA c22.2 No. 250 in Luminaire, Wet Location, IP68 (when ordered with IP68 connectors, IP67 otherwise), IK10. Plexineon is MetLabs listed. MetLabs is a Nationally Recognized Testing Laboratory (NRTL). Power Supplies are RU listed. RU stands for Recognized Components by Underwriters Laboratory. |
| <p style="writing-mode: vertical-rl; transform: rotate(180deg);">2' Cutable Fixture</p> |  <p>The diagram shows a long rectangular fixture with a lead wire extending from the left side. A dimension line indicates a 3.00" [76mm] section at the left end, labeled "DO NOT CUT". A larger dimension line indicates a total length of 24.25" [616mm]. An arrow points to the right end of the fixture with the text "CUT FROM THIS END".</p> |

Plexineon Color Series

(Blue, Green, Magenta, Rose, Teal, Yellow)

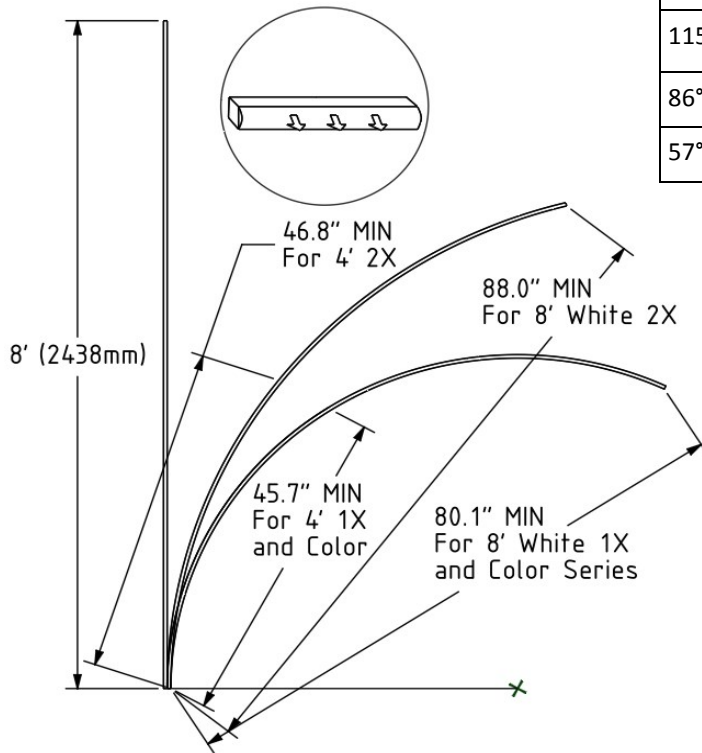
| TECHNICAL INFORMATION | | | | | | | | | | | | | |
|--|---|--|---|--|--|--|--|---|--|--|------------------------------|--|--|
| PLEXINEON PROFILE | <p style="text-align: center;">WITH C-CHANNEL</p>  <p>0.38" [10mm] 96.0" [2438mm] 4.0" [102mm]</p> <p>1.5" Clip Connector C-Channel</p> <p>3.0" Joiner Clip</p> | | | | | | | | | | | | |
| CROSS SECTIONS | <table border="0" style="width: 100%; text-align: center;"> <tr> <td>Gen-3.9 WITHOUT C-CHANNEL</td> <td>Gen-3.9 WITH C-CHANNEL</td> <td>Gen-3.9 WITHOUT C-CHANNEL IN CLIP</td> <td>Gen-3.9 WITH C-CHANNEL IN CLIP</td> </tr> <tr> <td></td> <td></td> <td></td> <td></td> </tr> <tr> <td>0.402" [10mm] 1.44" [37mm] 0.45" [11.43mm]</td> <td>1.47" [37mm] 0.55" [14mm]</td> <td>1.81" [46mm] 1.50" [38mm] 0.65" [17mm]</td> <td>1.81" [46mm] 1.50" [38mm] 0.65" [17mm]</td> </tr> </table> | Gen-3.9 WITHOUT C-CHANNEL | Gen-3.9 WITH C-CHANNEL | Gen-3.9 WITHOUT C-CHANNEL IN CLIP | Gen-3.9 WITH C-CHANNEL IN CLIP |  |  |  |  | 0.402" [10mm] 1.44" [37mm] 0.45" [11.43mm] | 1.47" [37mm] 0.55" [14mm] | 1.81" [46mm] 1.50" [38mm] 0.65" [17mm] | 1.81" [46mm] 1.50" [38mm] 0.65" [17mm] |
| Gen-3.9 WITHOUT C-CHANNEL | Gen-3.9 WITH C-CHANNEL | Gen-3.9 WITHOUT C-CHANNEL IN CLIP | Gen-3.9 WITH C-CHANNEL IN CLIP | | | | | | | | | | |
|  |  |  |  | | | | | | | | | | |
| 0.402" [10mm] 1.44" [37mm] 0.45" [11.43mm] | 1.47" [37mm] 0.55" [14mm] | 1.81" [46mm] 1.50" [38mm] 0.65" [17mm] | 1.81" [46mm] 1.50" [38mm] 0.65" [17mm] | | | | | | | | | | |
| MOUNTING CLIPS Standard | <table border="0" style="width: 100%;"> <tr> <td style="text-align: center;">  1.50" Standard Clip (75-CLP16-001-00) </td> <td style="text-align: center;">  L Tab Specialty Clip (75-CLP15-001-00) </td> <td style="text-align: center;">  Straight Tab Specialty Clip (75-CLP17-001-00) </td> </tr> <tr> <td style="text-align: center;">  1.50" Vertical End Clip (75-CLP20-001-00) </td> <td style="text-align: center;">  3" Joiner Clip¹ (75-CLP19-001-00) </td> <td></td> </tr> </table> <p style="text-align: right;">*Mounting hole 3/16" 1– used for both horizontal & vertical applications</p> |  1.50" Standard Clip (75-CLP16-001-00) |  L Tab Specialty Clip (75-CLP15-001-00) |  Straight Tab Specialty Clip (75-CLP17-001-00) |  1.50" Vertical End Clip (75-CLP20-001-00) |  3" Joiner Clip¹ (75-CLP19-001-00) | | | | | | | |
|  1.50" Standard Clip (75-CLP16-001-00) |  L Tab Specialty Clip (75-CLP15-001-00) |  Straight Tab Specialty Clip (75-CLP17-001-00) | | | | | | | | | | | |
|  1.50" Vertical End Clip (75-CLP20-001-00) |  3" Joiner Clip¹ (75-CLP19-001-00) | | | | | | | | | | | | |
| IDS | <table border="0" style="width: 100%;"> <tr> <td style="text-align: center;">  1.50" IDS Clip (75-CLP36-001-0X) </td> <td style="text-align: center;">  1.50" IDS Joiner Clip (75-CLP37-001-0X) </td> <td> IDS = Interior Decorative Series *Mounting hole 5/32" -01 = Matte Black -02 = Matte Gray -03 = Matte White </td> </tr> </table> |  1.50" IDS Clip (75-CLP36-001-0X) |  1.50" IDS Joiner Clip (75-CLP37-001-0X) | IDS = Interior Decorative Series *Mounting hole 5/32" -01 = Matte Black -02 = Matte Gray -03 = Matte White | | | | | | | | | |
|  1.50" IDS Clip (75-CLP36-001-0X) |  1.50" IDS Joiner Clip (75-CLP37-001-0X) | IDS = Interior Decorative Series *Mounting hole 5/32" -01 = Matte Black -02 = Matte Gray -03 = Matte White | | | | | | | | | | | |

Plexineon Color Series

(Blue, Green, Magenta, Rose, Teal, Yellow)

TECHNICAL INFORMATION

PLEXINEON FIELD BENDING¹⁻³

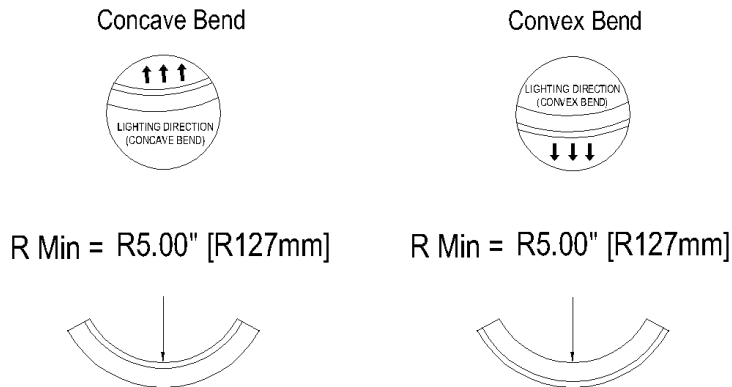


| Angle | Fixture Length | Min. Radius |
|-------|----------------|-----------------|
| 115° | 8'-0" (2438mm) | 48.00" (1219mm) |
| 86° | 6'-0" (1829mm) | 48.00" (1219mm) |
| 57° | 4'-0" (1219mm) | 48.00" (1219mm) |

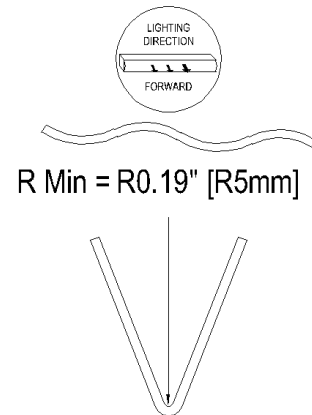
- Note 1: Field bending shown in easy direction. Cannot field bend into convex or concave bends
- Note 2: Easy direction refers to bend axis parallel to light direction.
- Note 3: Field bending allowed only on fixtures without C-channel

PLEXINEON FACTORY BENDING

Hard Bends



Easy Bends²

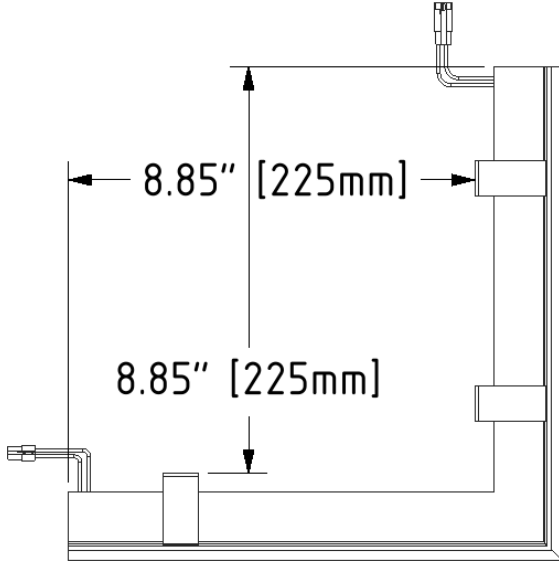
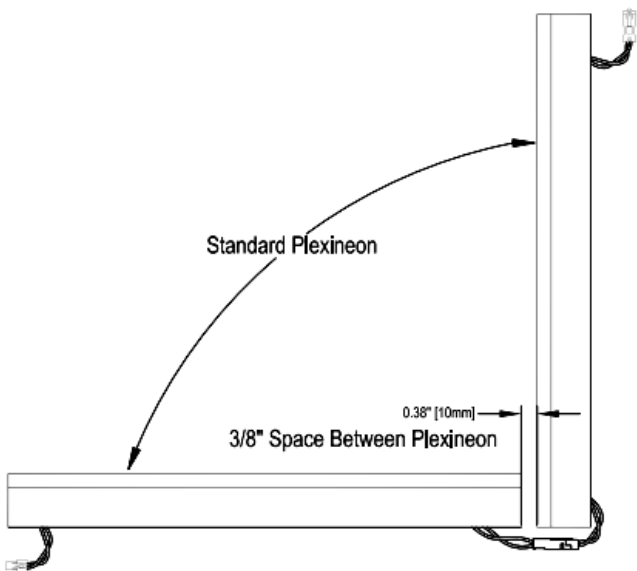
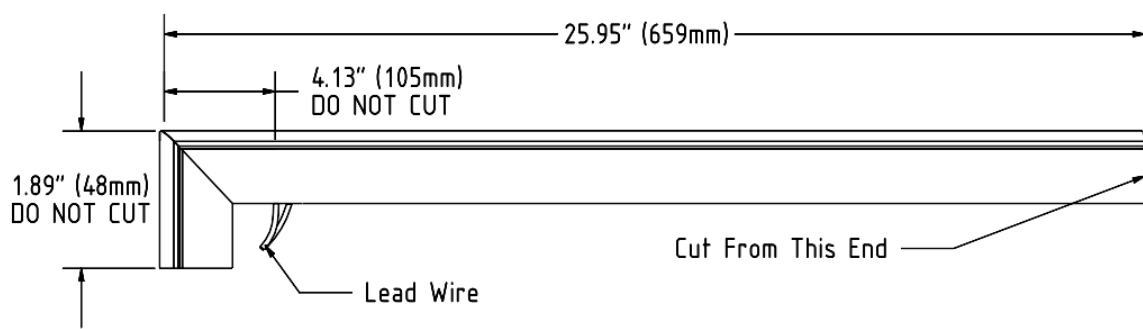


Note: The maximum length for any factory bent fixtures is 92 inches

Plexineon Color Series

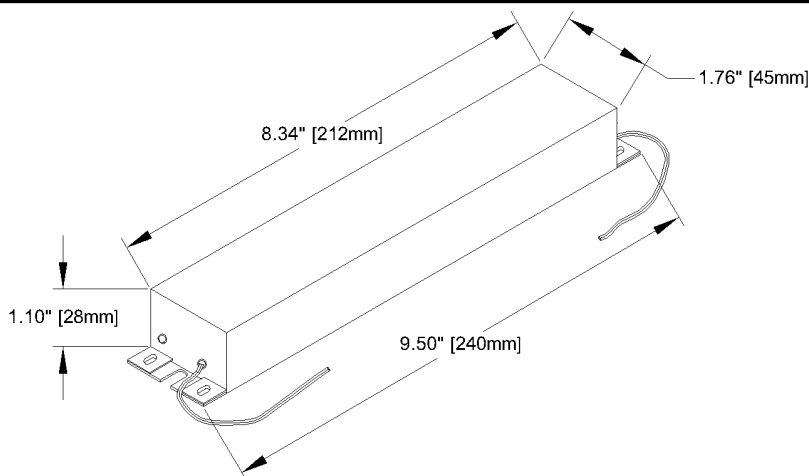
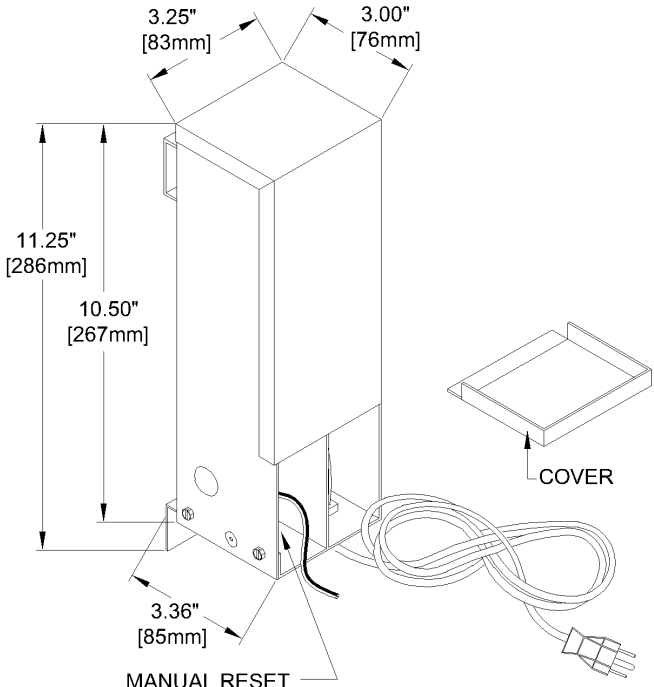
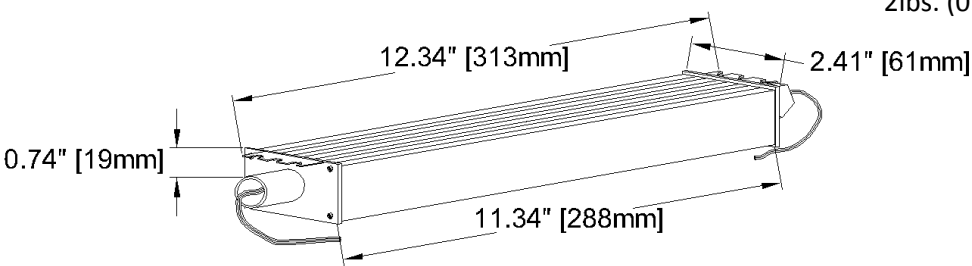
(Blue, Green, Magenta, Rose, Teal, Yellow)

TECHNICAL INFORMATION

| | |
|-----------------|--|
| OUTSIDE CORNER |  |
| INSIDE CORNER |  |
| CORNER CUTTABLE |  |

Plexineon Color Series

(Blue, Green, Magenta, Rose, Teal, Yellow)

| TECHNICAL INFORMATION | |
|---|---|
| Plexineon Power Supplies | |
| <p>ELECTRONIC (ADVANCE) POWER SUPPLY</p> |  <p>65-ADV100W24V Input: 120-277VAC 50/60Hz Output: 24VDC 4A max RU listed for U.S. and Canada Additional Enclosure Required 2lbs. (0.9kg)</p> <p>DRY ☀️ DAMP 💧</p> |
| <p>MAGNETIC HYBRID (JUSTIN) POWER SUPPLY IN 3R ENCLOSURE</p> |  <p>65-PWR09-001-00 Input: 120VAC 50/60Hz Output: 24VDC 4A max RU listed for U.S. Enclosed in NEMA 3R 9lbs. (4kg)</p> <p>DRY ☀️ DAMP 💧 WET ⚡️</p> |
| <p>MAGTECH POWER SUPPLY</p> |  <p>65-24-96W-MAG Input: 100-277VAC 60Hz Output: 24VDC 4A max RU listed for U.S. 2lbs. (0.9kg)</p> <p>DRY ☀️ DAMP 💧 WET ⚡️</p> |