

Plexineon Color Series

(Amber, Orange, Red, Daytime Red)

PRODUCT SUMMARY



PRODUCT FEATURES

- Bright, even-toned color
- Durable construction
- Long life
- Energy efficient
- Low voltage
- Easy to install
- Cool to the touch
- For use as exterior or interior accent lighting, direct view or indirect view applications, coves

Light Colors

- Amber
- Orange
- Red
- Daytime Red

Housing & Clips:

- Standard
- Interior Decorative Series (for Amber, Orange, and Red)

Diffuser Color (when not illuminated)

- Frosted
- Red (for Daytime Red Luminaire)

Lengths Available

- Standard Lengths: 2', 4', 6', 8'
(610 mm, 1219 mm, 1830 mm, 2438 mm)
- Factory custom lengths available to the nearest 1/2" (13mm) +/- 0.25" (6mm)¹
- 2' (610mm) field cuttable pieces
- Illuminated outside corner pieces
- Factory convex or concave bends to minimum inside radius of 5" (127mm)
- Factory "easy bends" to a 3/16" (5mm) radius¹
- Gentle field bends to a 48" (1219mm) radius²

1. Drawing required for production

2. Field bending allowed only on fixture without C-channel

Power Supply

- Class 2, 24 VDC, 100 Watts - must be supplied by iLight
- Primary voltage: 120 or 120-277 depending on model
- Secondary voltage: 24VDC 4.1 A Max
- Maximum illumination length of a single 100W power supply 48 feet (14.6m): Amber, Orange & Daytime Red

Power Supply Tips

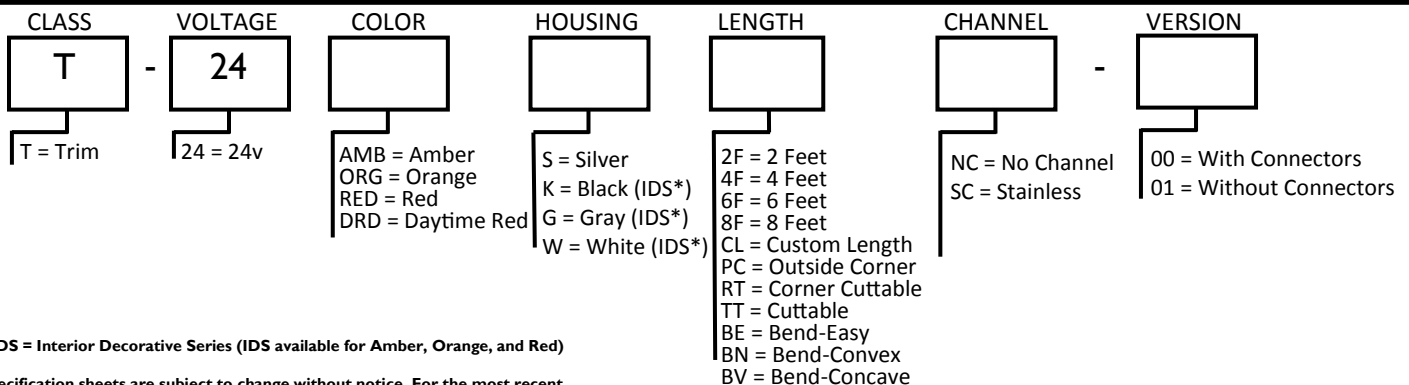
- 20% overage for breaker for primary current draw
- Do not plug multiple power supplies into one run of Plexineon
- All iLight power supplies should be on an independent circuit
- Recommend surge protection upstream from power supply
- Verify correct voltage prior to wiring to non-switching power supplies

Low Voltage Cable

Maximum distance of low voltage cable in any given run:

- 14 AWG: 40 feet (12.19m)
- 12 AWG: 60 feet (18.29m)
- 10 AWG: 100 feet (30.48m)

ORDERING INFORMATION




* IDS = Interior Decorative Series (IDS available for Amber, Orange, and Red)

Specification sheets are subject to change without notice. For the most recent version, please refer to www.ilight-tech.com

Plexineon Color Series

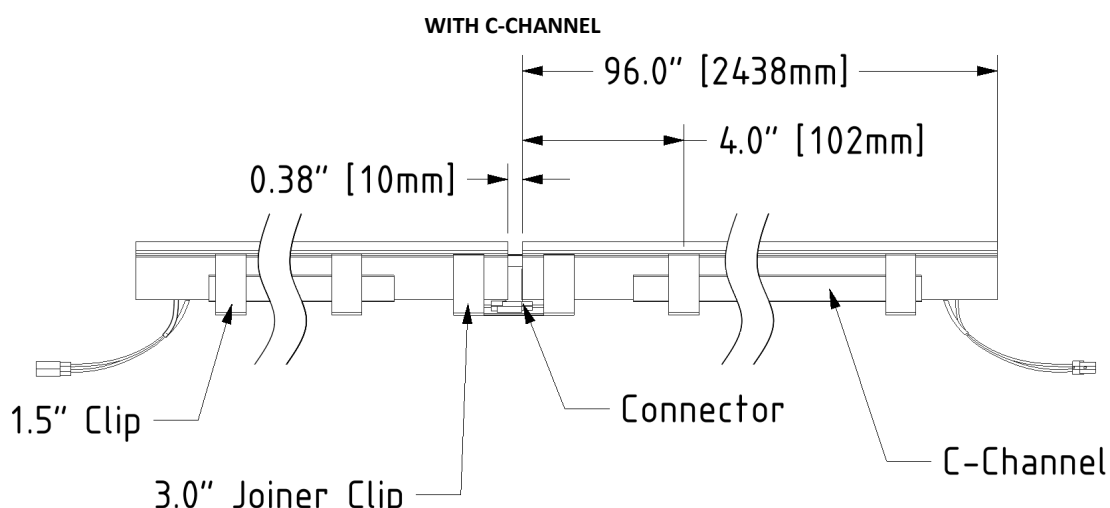
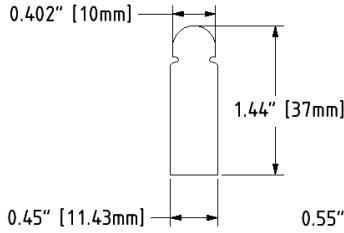
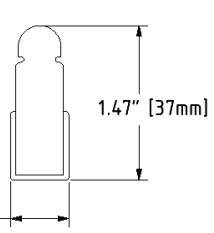
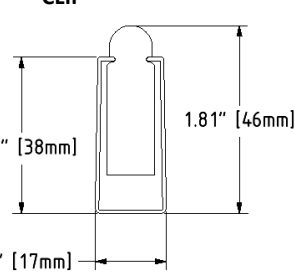
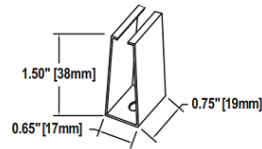
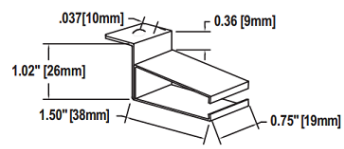
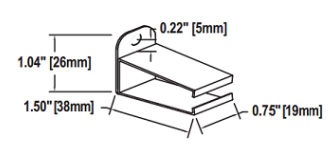
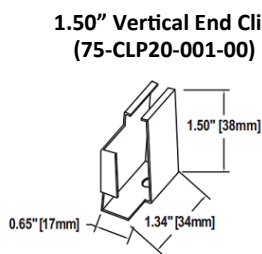
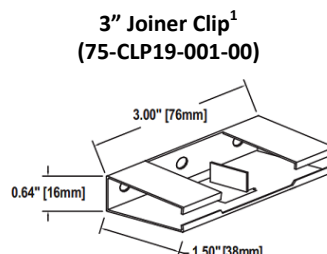
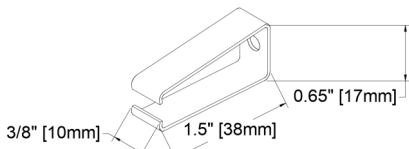
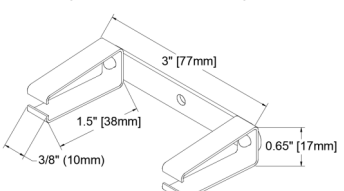
(Amber, Orange, Red, Daytime Red)

TECHNICAL INFORMATION

MECHANICAL	<p>Width & Height Housing</p> <ul style="list-style-type: none"> 0.55" (14mm)w x 1.47"(37mm)h with C-channel UV and impact resistant acrylic diffuser UV resistant plastic channel Stainless steel C-channel for mechanical support <p>Minimum Piece Spacing</p> <ul style="list-style-type: none"> Linear (end to end) = 3/8" (10mm) Parallel (edge to edge) = 1" (25mm) <p>* The minimum space for ventilation surrounding the Plexineon product is 1.0". This distance should be maintained on the three sides, left and right of the product as well as in front of the product. Other configurations subject to specific application testing.</p> <p>Mounting</p> <ul style="list-style-type: none"> Stainless steel spring mounted clips, or IDS Clips to be 2" (51mm) in from end of piece and no more than 2' (610mm) maximum between clips <p>Power Supply Weight</p> <ul style="list-style-type: none"> Electronic (Advance) Power Supply is 2 lbs. (0.9 kg) Outdoor Magnetic Hybrid (Justin) Power Supply is 9 lbs. (4 kg) <p>Power Supply Dimensions</p> <ul style="list-style-type: none"> Electronic (Advance) = 9.50" x 1.18" x 1.70" (242mm x 30mm x 43mm) Outdoor Magnetic Hybrid (Justin) = 11.25" x 3.25" x 3.36" (286mm x 83mm x 85mm)
ELECTRICAL	<p>Load Voltage 24 V DC</p> <p>Load Current 860 mA/foot at 24VDC (197 mA/meter) 1.44 watts/foot (4.72 watts/meter)</p> <p>Maximum Run Length 48 feet (14.6 m) with an iLight approved power supply</p> <p>DC Cable</p> <ul style="list-style-type: none"> 14 AWG, PVC/Nylon Type TC 600 Volt power and control cable or equivalent FT-4 fire rating Class 2 wiring system Connectors: Molex Splashproof—JIS D0203 S2 <p>Electrical Tips</p> <ul style="list-style-type: none"> Only use iLight approved power supplies Do not cut non-cutable pieces
ENVIRONMENTAL	<p>Operating Temperature Range -25°C to 50°C (-13°F to 122°F)</p> <p>Storage Temperature Range -25°C to 75°C (-13°F to 167°F)</p> <p>Certification</p> <ul style="list-style-type: none"> Complies with CE, UL 1598 and CSA c22.2 No. 250 in Luminaire, Wet Location, IP68 (when ordered with IP68 connectors, IP67 otherwise), IK10. Plexineon is MetLabs listed. MetLabs is a Nationally Recognized Testing Laboratory (NRTL). Power Supplies are RU listed. RU stands for Recognized Components by Underwriters Laboratory.
2' Cutable Fixture	 <p>The diagram shows a long, thin rectangular fixture. On the left side, there are two curved lines representing lead wires, labeled "LEAD WIRE". A dimension line indicates a 3.00" [76mm] section from the left end, with the text "DO NOT CUT" below it. A longer dimension line across the bottom indicates a total length of 24.25" [616mm]. On the right side, a diagonal line points to the end of the fixture with the text "CUT FROM THIS END".</p>

Plexineon Color Series

(Amber, Orange, Red, Daytime Red)

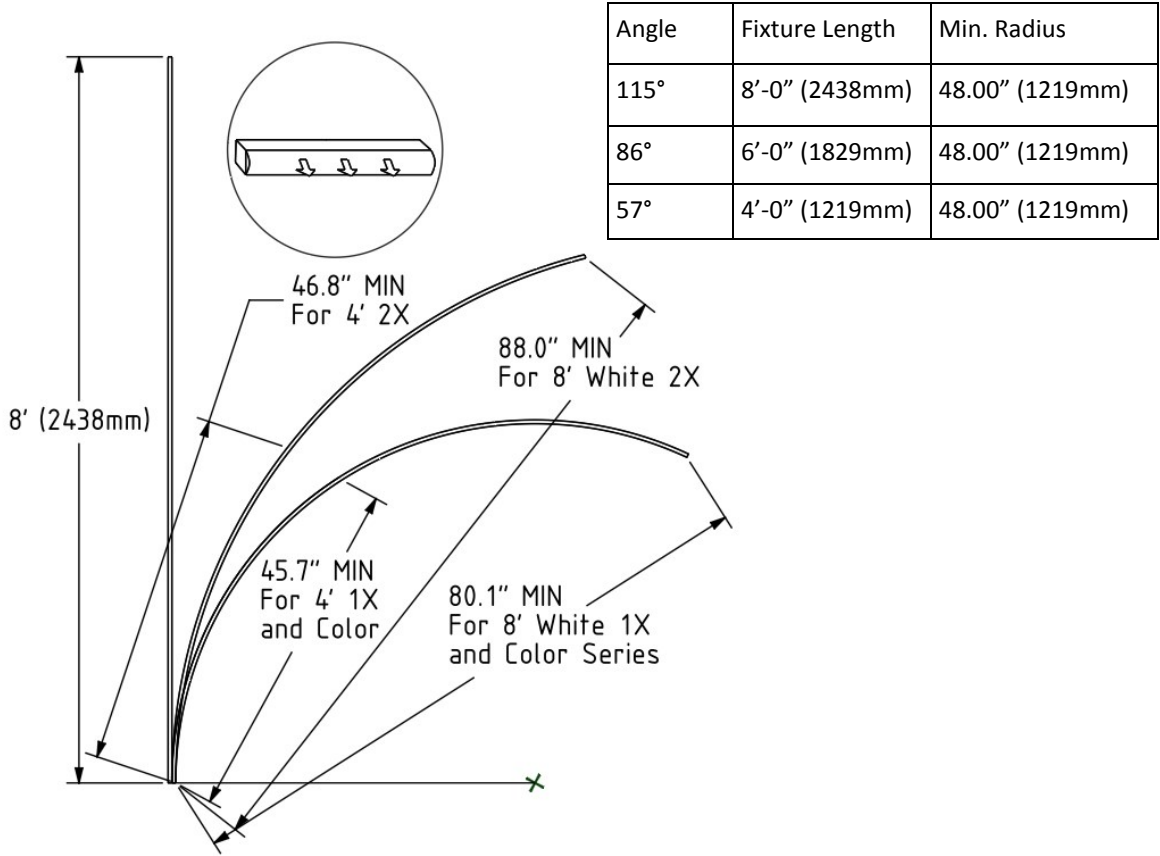
TECHNICAL INFORMATION				
PLEXINEON PROFILE	<p>WITH C-CHANNEL</p> 			
	CROSS SECTIONS	<p>Gen-3.9 WITHOUT C-CHANNEL</p> 	<p>Gen-3.9 WITH C-CHANNEL</p> 	<p>Gen-3.9 WITHOUT C-CHANNEL IN CLIP</p> 
MOUNTING CLIPS Standard	 <p>1.50" Standard Clip (75-CLP16-001-00)</p>	 <p>L Tab Specialty Clip (75-CLP15-001-00)</p>	 <p>Straight Tab Specialty Clip (75-CLP17-001-00)</p>	
	 <p>1.50" Vertical End Clip (75-CLP20-001-00)</p>	 <p>3" Joiner Clip¹ (75-CLP19-001-00)</p>	<p>*Mounting hole 3/16"</p> <p>1- used for both horizontal & vertical applications</p>	
IDS	 <p>1.50" IDS Clip (75-CLP36-001-0X)</p>	 <p>1.50" IDS Joiner Clip (75-CLP37-001-0X)</p>	<p>IDS = Interior Decorative Series</p> <p>*Mounting hole 5/32"</p> <p>-01 = Matte Black</p> <p>-02 = Matte Gray</p> <p>-03 = Matte White</p>	

Plexineon Color Series

(Amber, Orange, Red, Daytime Red)

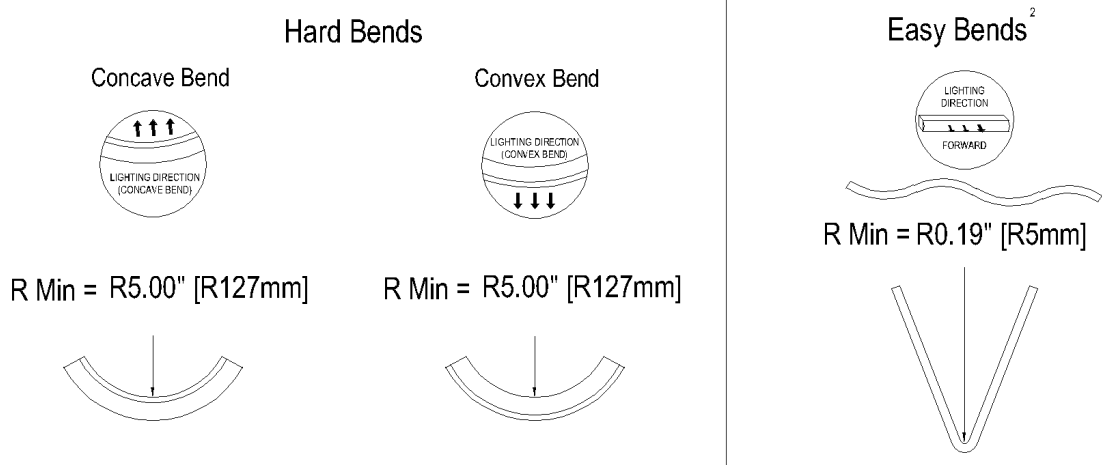
TECHNICAL INFORMATION

PLEXINEON FIELD BENDING¹⁻³



- Note 1: Field bending shown in easy direction. Cannot field bend into convex or concave bends
- Note 2: Easy direction refers to bend axis parallel to light direction.
- Note 3: Field bending allowed only on fixtures without C-channel

PLEXINEON FACTORY BENDING



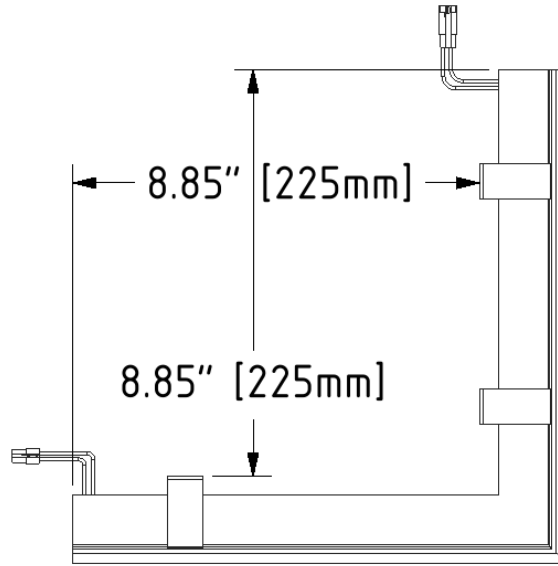
Note:

Plexineon Color Series

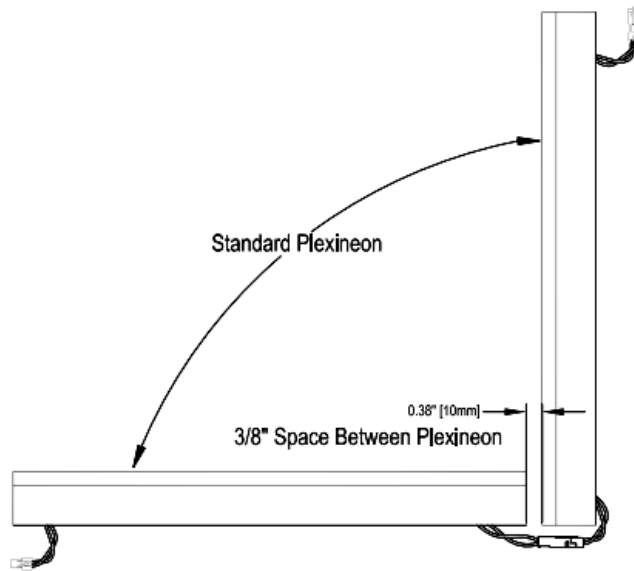
(Amber, Orange, Red, Daytime Red)

TECHNICAL INFORMATION

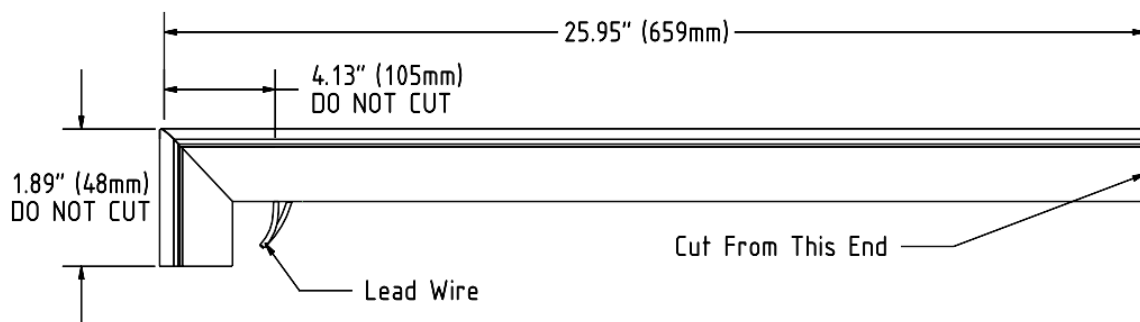
OUTSIDE CORNER



INSIDE CORNER



CORNER CUTTABLE

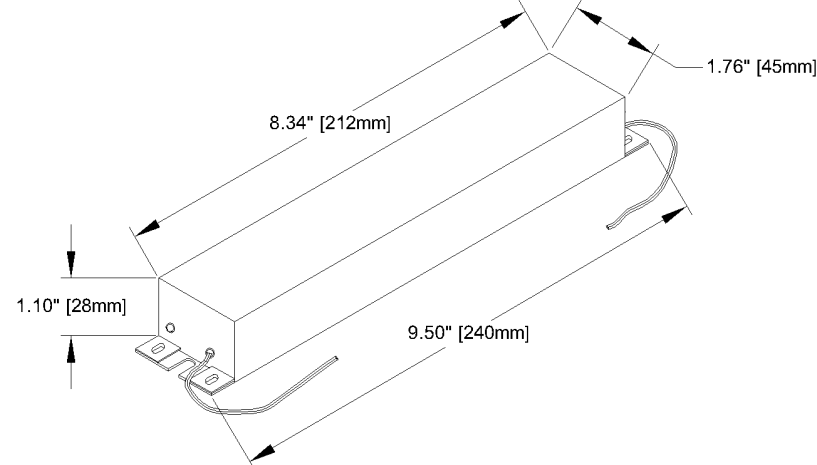

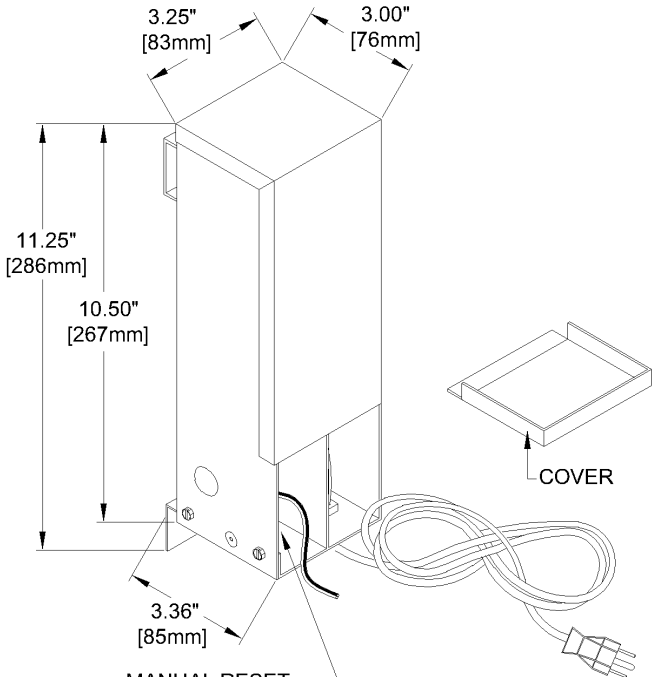
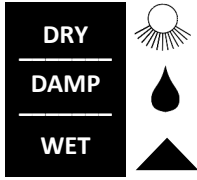
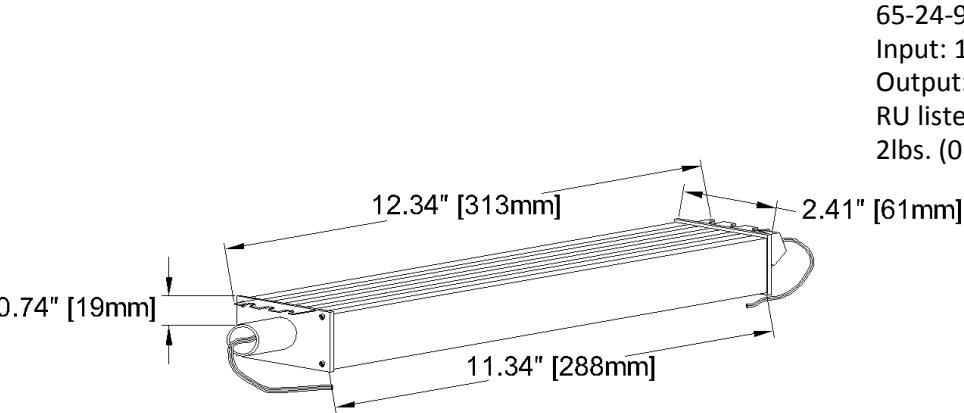


Plexineon Color Series

(Amber, Orange, Red, Daytime Red)

TECHNICAL INFORMATION

Plexineon Power Supplies

<p>ELECTRONIC (ADVANCE) POWER SUPPLY</p>	 <p>65-ADV100W24V Input: 120-277VAC 50/60Hz Output: 24VDC 4A max RU listed for U.S. and Canada Additional Enclosure Required 2lbs. (0.9kg)</p> <p>DRY DAMP</p> 
<p>MAGNETIC HYBRID (JUSTIN) POWER SUPPLY IN 3R ENCLOSURE</p>	 <p>65-PWR09-001-00 Input: 120VAC 50/60Hz Output: 24VDC 4A max RU listed for U.S. Enclosed in NEMA 3R 9lbs. (4kg)</p> <p>DRY DAMP WET</p> 
<p>MAGTECH POWER SUPPLY</p>	 <p>65-24-96W-MAG Input: 100-277VAC 60Hz Output: 24VDC 4A max RU listed for U.S. 2lbs. (0.9kg)</p> <p>DRY DAMP WET</p> 