


Plexineon White CQ Series

PRODUCT SUMMARY



PRODUCT FEATURES

- Richer and truer color for interior applications
- Three Kelvin temperatures
- Energy efficient
- Long lifetime
- Stable and consistent color temperature
- Low voltage
- Easy to install
- Cool to the touch
- For use as interior accent lighting, direct view or indirect view applications, coves & more

Color Temperatures (+/- 10%)

- 2700K
- 3500K
- 4000K

Diffuser Color (when not illuminated)

- Diffused White

Lengths Available

- Standard Lengths: 2', 4', 6', 8' (610mm, 1219mm, 1830mm, 2438mm)
- Factory custom lengths available to the nearest 1/2" (13mm) +/- 0.25" (6mm)¹
- Factory convex or concave bends to minimum inside radius of 12" (305mm)¹
- Factory "easy bends" to a 3/16" (5mm) radius¹
- Gentle field bends to a 72" (1829mm) radius²

1. Drawing required for production

2. Field bending allowed only on fixture without C-channel

Power Supply

- Class 2, 24 VDC, 100 Watts - must be supplied by iLight
- Primary voltage: 120 or 120-277 depending on model
- Secondary voltage: 24VDC 4.1 A Max
- Maximum illumination length of a single 100W power supply 20 feet (6.10m)

Power Supply Tips

- 20% maximum overage for breaker for primary current draw
- Do not plug multiple power supplies into one run of Plexineon
- All iLight power supplies should be on an independent circuit
- Recommend surge protection upstream from power supply
- Verify correct voltage prior to wiring to non-switching power supplies

Low Voltage Cable

Maximum distance of low voltage cable in any given run:

- 14 AWG: 40 feet (12.19m)
- 12 AWG: 60 feet (18.29m)
- 10 AWG: 100 feet (30.48m)

ORDERING INFORMATION

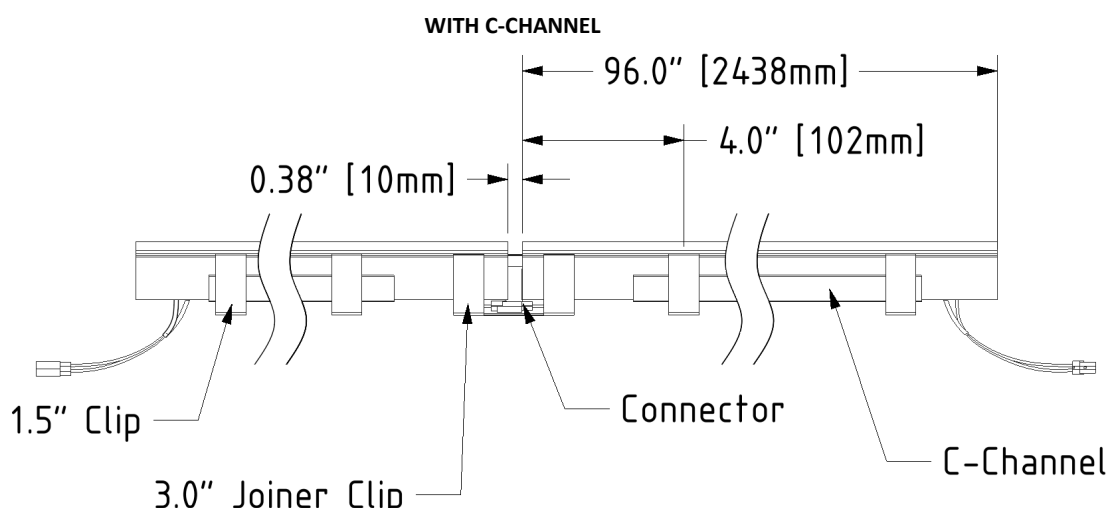
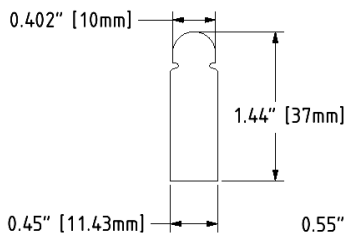
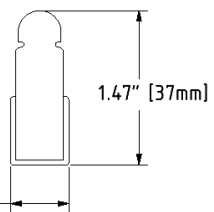
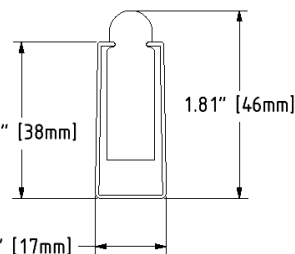
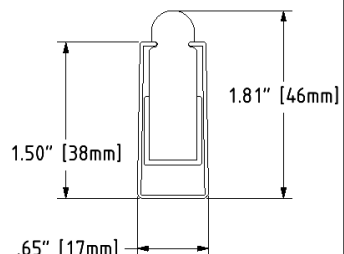








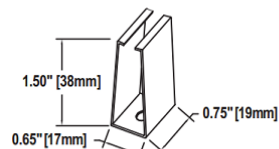
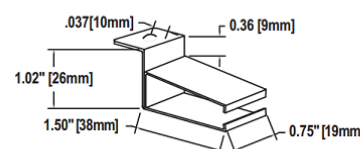
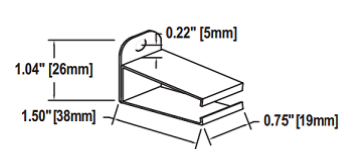
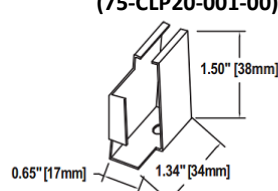
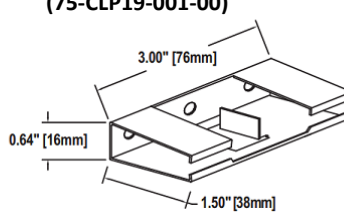










CLASS	VOLTAGE	COLOR	HOUSING	LENGTH	CHANNEL	VERSION
T	24		S			
T = Trim	24 = 24v	White Q27 = 2700K Q35 = 3500K Q40 = 4000K	S = Silver	2F = 2 Feet 4F = 4 Feet 6F = 6 Feet 8F = 8 Feet CL = Custom Length PC = Outside Corner RT = Corner Cuttable TT = Cuttable BE = Bend-Easy BN = Bend-Convex BV = Bend-Concave	NC = No Channel SC = Stainless Steel Channel	00 = With Connectors 01 = Without Connectors

Specification sheets are subject to change without notice. For the most recent version, please refer to www.ilight-tech.com

Plexineon White CQ Series

TECHNICAL INFORMATION	
MECHANICAL	<p>Width & Height Housing</p> <ul style="list-style-type: none"> • 0.55" (14mm)w x 1.47"(37mm)h with C-channel • UV and impact resistant acrylic diffuser • UV resistant plastic channel • Stainless steel C-channel for mechanical support <p>Minimum Piece Spacing</p> <ul style="list-style-type: none"> • Linear (end to end) = 3/8" (10mm) • Parallel (edge to edge) = 1" (25mm) <p>* The minimum space for ventilation surrounding the Plexineon product is 1.0". This distance should be maintained on the three sides, left and right of the product as well as in front of the product. Other configurations subject to specific application testing.</p> <p>Mounting</p> <ul style="list-style-type: none"> • Stainless steel spring mounted clips • Clips to be 2" (51mm) in from end of piece and no more than 2' (610mm) maximum between clips <p>Power Supply Weight</p> <ul style="list-style-type: none"> • Electronic (Advance) Power Supply is 2 lbs. (0.9 kg) • Outdoor Magnetic Hybrid (Justin) Power Supply is 9 lbs. (4 kg) <p>Power Supply Dimensions</p> <ul style="list-style-type: none"> • Electronic (Advance) = 9.50" x 1.18" x 1.70" (242mm x 20mm x 43mm) • Outdoor Magnetic Hybrid (Justin) = 11.25" x 3.25" x 3.36" (286mm x 83mm x 85mm)
ELECTRICAL	<p>Load Voltage 24 V DC</p> <p>Load Current 117.1 mA/foot at 24VDC (384 mA/meter) 2.81 watts/foot (9.22 watts/meter)</p> <p>Maximum Run Length 20 feet (6.10m) with an iLight approved power supply</p> <p>DC Cable</p> <ul style="list-style-type: none"> • 14 AWG, PVC/Nylon Type TC 600 Volt power and control cable or equivalent • FT-4 fire rating • Class 2 wiring system • Connectors: Molex Splashproof—JIS D0203 S2 <p>Electrical Tips</p> <ul style="list-style-type: none"> • Only use iLight approved power supplies • Do not cut non-cuttable pieces
ENVIRONMENTAL	<p>Operating Temperature Range -25°C to 40°C (-13°F to 104°F)</p> <p>Storage Temperature Range -25°C to 75°C (-13°F to 167°F)</p> <p>Certification</p> <ul style="list-style-type: none"> • Complies with CE, UL 1598 and CSA c22.2 No. 250 in Luminaire, Wet Location, IP65, IK10. Plexineon is MetLabs listed. MetLabs is a Nationally recognized Testing Laboratory (NRTL). • Power Supplies are RU listed. RU stands for Recognized Components by Underwriters Laboratory.

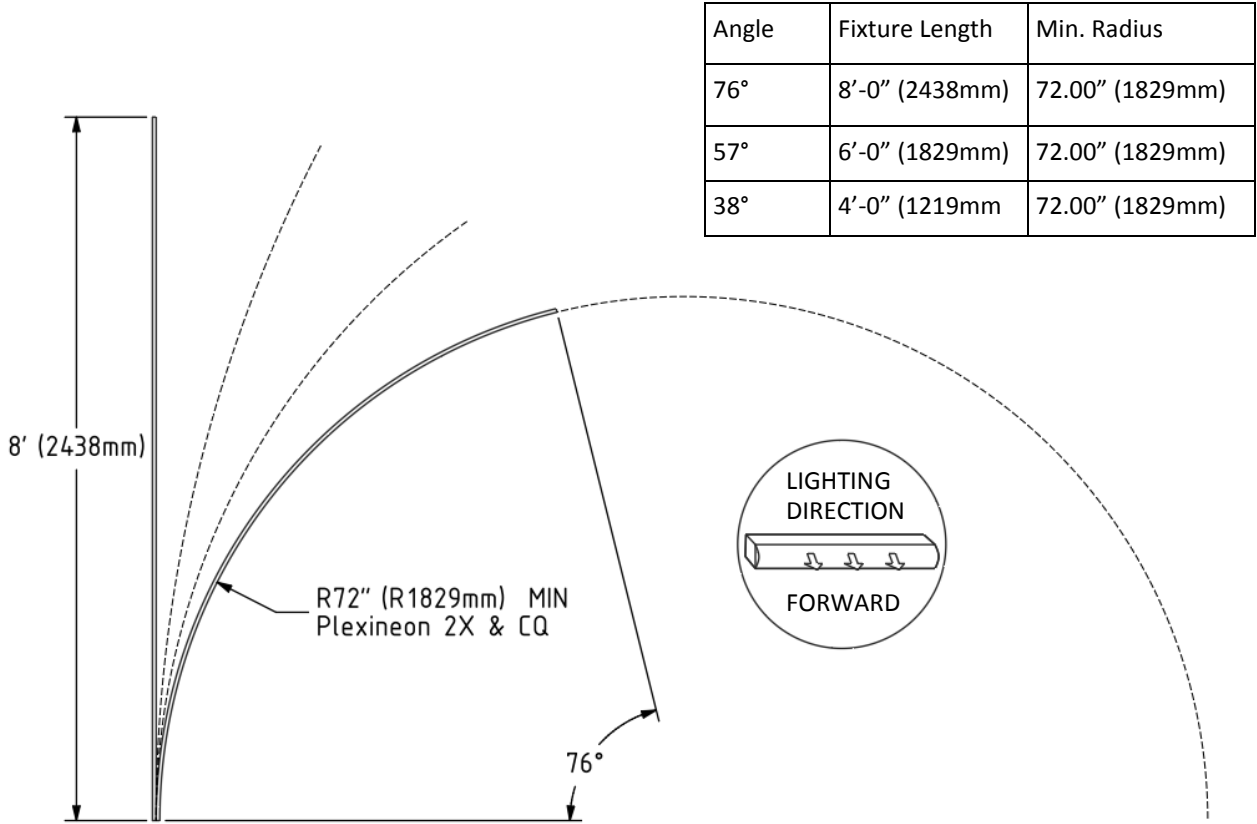
Plexineon White CQ Series

TECHNICAL INFORMATION									
PLEXINEON PROFILE	<p style="text-align: center;">WITH C-CHANNEL</p>  <p style="text-align: center;">1.5" Clip Connector C-Channel</p> <p style="text-align: center;">3.0" Joiner Clip</p>								
PLEXINEON CROSS SECTIONS	<table border="0" style="width: 100%; text-align: center;"> <tr> <td>Gen-3.9 WITHOUT C-CHANNEL</td> <td>Gen-3.9 WITH C-CHANNEL</td> <td>Gen-3.9 WITHOUT C-CHANNEL IN CLIP</td> <td>Gen-3.9 WITH C-CHANNEL IN CLIP</td> </tr> <tr> <td>  </td> <td>  </td> <td>  </td> <td>  </td> </tr> </table>	Gen-3.9 WITHOUT C-CHANNEL	Gen-3.9 WITH C-CHANNEL	Gen-3.9 WITHOUT C-CHANNEL IN CLIP	Gen-3.9 WITH C-CHANNEL IN CLIP				
Gen-3.9 WITHOUT C-CHANNEL	Gen-3.9 WITH C-CHANNEL	Gen-3.9 WITHOUT C-CHANNEL IN CLIP	Gen-3.9 WITH C-CHANNEL IN CLIP						
									
MOUNTING CLIPS	<table border="0" style="width: 100%;"> <tr> <td style="text-align: center;">  <p>1.50" Standard Clip (75-CLP16-001-00)</p> </td> <td style="text-align: center;">  <p>L Tab Specialty Clip (75-CLP15-001-00)</p> </td> <td style="text-align: center;">  <p>Straight Tab Specialty Clip (75-CLP17-001-00)</p> </td> </tr> <tr> <td style="text-align: center;">  <p>1.50" Vertical End Clip (75-CLP20-001-00)</p> </td> <td style="text-align: center;">  <p>3" Joiner Clip¹ (75-CLP19-001-00)</p> </td> <td style="vertical-align: top;"> <p>*Mounting hole 3/16"</p> <p>1- used for both horizontal & vertical applications</p> </td> </tr> </table>	 <p>1.50" Standard Clip (75-CLP16-001-00)</p>	 <p>L Tab Specialty Clip (75-CLP15-001-00)</p>	 <p>Straight Tab Specialty Clip (75-CLP17-001-00)</p>	 <p>1.50" Vertical End Clip (75-CLP20-001-00)</p>	 <p>3" Joiner Clip¹ (75-CLP19-001-00)</p>	<p>*Mounting hole 3/16"</p> <p>1- used for both horizontal & vertical applications</p>		
 <p>1.50" Standard Clip (75-CLP16-001-00)</p>	 <p>L Tab Specialty Clip (75-CLP15-001-00)</p>	 <p>Straight Tab Specialty Clip (75-CLP17-001-00)</p>							
 <p>1.50" Vertical End Clip (75-CLP20-001-00)</p>	 <p>3" Joiner Clip¹ (75-CLP19-001-00)</p>	<p>*Mounting hole 3/16"</p> <p>1- used for both horizontal & vertical applications</p>							

Plexineon White CQ Series

TECHNICAL INFORMATION

PLEXINEON FIELD BENDING¹⁻³

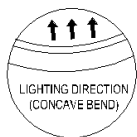


Note 1: Field bending shown in easy direction. Cannot field bend into convex or concave bends
 Note 2: Easy direction refers to bend axis parallel to light direction.
 Note 3: Field bending allowed only on fixtures without C-channel

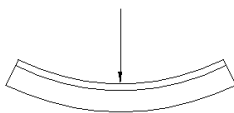
PLEXINEON FACTORY BENDING

Hard Bends

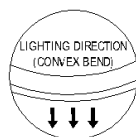
Concave Bend



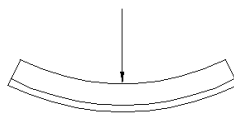
R Min = R12.00" [R305mm]



Convex Bend

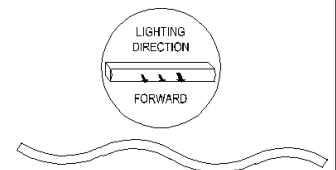


R Min = R12.00" [R305mm]

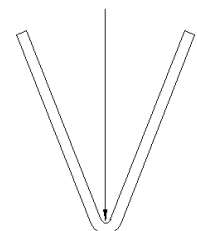


Note: The maximum length for any factory bent fixtures is 92 inches

Easy Bends²



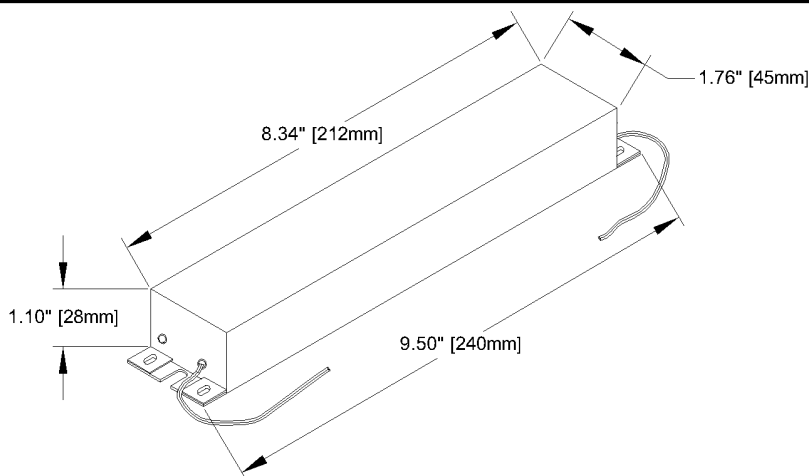

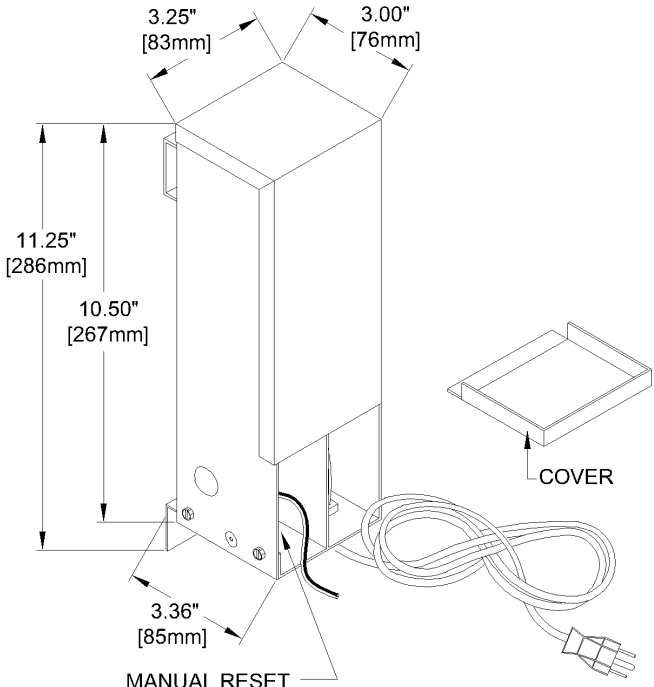
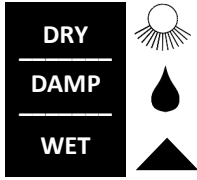
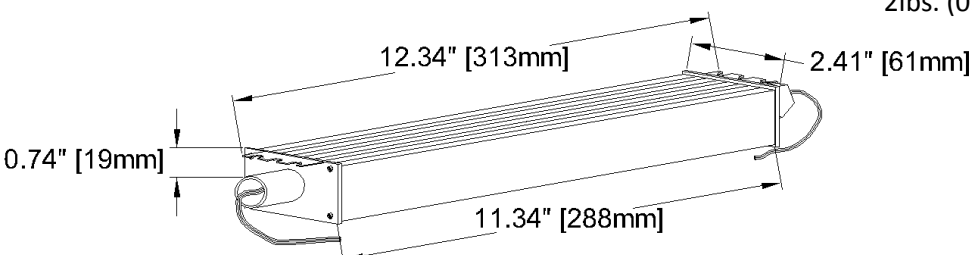
R Min = R0.19" [R5mm]



Plexineon White CQ Series

TECHNICAL INFORMATION	
OUTSIDE CORNER	<p>9.79" [249mm]</p> <p>9.79" [249mm]</p>
INSIDE CORNER	<p>Standard Plexineon</p> <p>3/8" Space Between Plexineon</p> <p>0.38" [10mm]</p>
CORNER CUTTABLE	<p>1.89" (48mm) DO NOT CUT</p> <p>4.13" (105mm) DO NOT CUT</p> <p>25.95" (659mm)</p> <p>Lead Wire</p> <p>Cut From This End</p>

Plexineon White CQ Series

TECHNICAL INFORMATION	
Plexineon Power Supplies	
<p>ELECTRONIC (ADVANCE) POWER SUPPLY</p>	 <p>65-ADV100W24V Input: 120-277VAC 50/60Hz Output: 24VDC 4A max RU listed for U.S. and Canada Additional Enclosure Required 2lbs. (0.9kg)</p> <p>DRY DAMP</p> 
<p>MAGNETIC HYBRID (JUSTIN) POWER SUPPLY IN 3R ENCLOSURE</p>	 <p>65-PWR09-001-00 Input: 120VAC 50/60Hz Output: 24VDC 4A max RU listed for U.S. Enclosed in NEMA 3R 9lbs. (4kg)</p> <p>DRY DAMP WET</p> 
<p>MAGTECH POWER SUPPLY</p>	 <p>65-24-96W-MAG Input: 100-277VAC 60Hz Output: 24VDC 4A max RU listed for U.S. 2lbs. (0.9kg)</p> <p>DRY DAMP WET</p> 