

Plexineon Daytime Colors

PRODUCT SUMMARY



PRODUCT FEATURES

- Remains red without illumination
- Durable construction
- Long life
- Energy efficient
- Low voltage
- Easy to install
- For use as exterior or interior accent lighting, direct view or indirect view applications, coves, signage & more

Light Colors

- Red

Diffuser Color

- Red (when not illuminated)

Lengths Available

- 2', 4', 6', 8' (610 mm, 1219 mm, 1830 mm, 2438 mm)
- 2' (610mm) field cuttable pieces
- Illuminated outside corner pieces
- Factory custom lengths available to the nearest 1/2" (13mm) +/- 0.25" (6mm)
- Factory convex or concave bends to minimum inside radius of 5" (127mm)¹
- Factory "easy bends" to 3/16" (5mm)¹ radius
- Gentle field bends to a 48" (1219mm) radius²

Power Supply

- Class 2 24VDC, 100 Watts - must be supplied by iLight
- Primary voltage: 120 or 120-277 depending on model
- Secondary voltage: 24VDC 4.1 A Max
- Maximum illumination length of a single LED power supply: 48 feet (14.6m)

Power Supply Tips

- 20% maximum overage for breaker for primary current draw
- Do not plug multiple power supplies into one run of Plexineon
- All iLight power supplies should be on an independent circuit
- Recommend surge protection upstream from power supply
- Verify correct voltage prior to wiring to non-switching power supplies

Low Voltage Cable

Maximum distance of low voltage cable in any given run:

- 14 AWG: 40 feet (12.19m)
- 12 AWG: 60 feet (18.29m)
- 10 AWG: 100 feet (30.48m)

1. Drawing required for production
2. Field bending allowed only on fixtures without C-channel

ORDERING INFORMATION

CLASS	VOLTAGE	COLOR	HOUSING	LENGTH	CHANNEL	VERSION
T	24	DRD	S			00
T = Trim	24 = 24V	Daytime Red	S = Silver			

2F = 2 Feet
 4F = 4 Feet
 6F = 6 Feet
 8F = 8 Feet
 CL = Custom Length
 TT = 2 Foot Cuttable
 RT = 2 Foot Corner Cuttable
 PC = Outside Corner
 BE = Bend - Easy
 BN = Bend - Convex
 BV = Bend - Concave

SC = Stainless Steel Channel
 NC = No Channel

Specification sheets are subject to change without notice. For the most recent version, please refer to www.ilight-tech.com.

Plexineon Daytime Colors

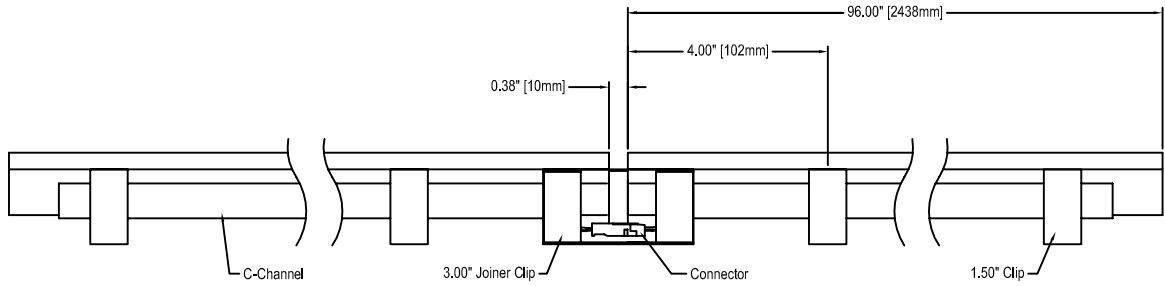
TECHNICAL INFORMATION

MECHANICAL	<p>Width & Height Housing</p> <ul style="list-style-type: none"> • 0.55”(14mm)w x 1.35”(34mm)h with C-channel • UV and impact resistant acrylic diffuser • UV resistant plastic channel • Stainless steel C-channel for mechanical support <p>Minimum Piece Spacing</p> <ul style="list-style-type: none"> • Linear (end to end) = $\frac{3}{8}$” (10mm) • Parallel (edge to edge) = 1” (25mm) <p><small>*The minimum space for ventilation surrounding the Plexineon product is 1.0’. This distance should be maintained on the three sides, left and right of the product as well as in front of product. Other configurations subject to specific application testing.</small></p>	<p>Mounting</p> <ul style="list-style-type: none"> • Stainless steel spring mounted clips • Clips to be 2” (51mm) in from end of piece and no more than 2’ (610mm) maximum between clips <p>Power Supply Weight</p> <ul style="list-style-type: none"> • Electronic (Advance) Power Supply is 2 lbs. (0.9 kg) • Outdoor Magnetic Hybrid Power Supply is 9 lbs. (4 kg) <p>Power Supply Dimensions</p> <ul style="list-style-type: none"> • Electronic (Advance) = 9.50” x 1.18” x 1.70” (242mm X 30mm X 43mm) • Outdoor Magnetic Hybrid= 11.25” x 3.25” x 3.36” (286mm x 83mm X 85mm)
ELECTRICAL	<p>Load Voltage 24V DC</p> <p>Load Current 80 mA/foot at 24VDC (262 mA/meter) 1.92 watts/foot (6.30 watts/meter)</p> <p>Maximum Run Length 48 feet (14.6m) with an iLight approved power supply</p>	<p>DC Cable</p> <ul style="list-style-type: none"> • 14 AWG, PVC/Nylon Type TC 600 Volt power and control cable or equivalent • FT-4 fire rating • Class 2 wiring system • Connectors: Molex Splashproof - JIS D0203 S2 <p>Electrical Tips</p> <ul style="list-style-type: none"> • Only use iLight approved power supplies • Do not cut non-cuttable pieces
ENVIRONMENTAL	<p>Operating Temperature Range -25°C to 50°C (-13°F to 122°F)</p> <p>Storage Temperature Range -25°C to 75°C (-13°F to 167°F)</p>	<p>Certification</p> <ul style="list-style-type: none"> • Plexineon is MetLabs listed. MetLabs is a Nationally Recognized Testing Laboratory (NRTL). Complies with UL 1598 and CSA c22.2 No. 250 in Luminaire, Wet location listed. • Power Supplies are RU listed. RU stands for Recognized Components by Underwriters Laboratory.

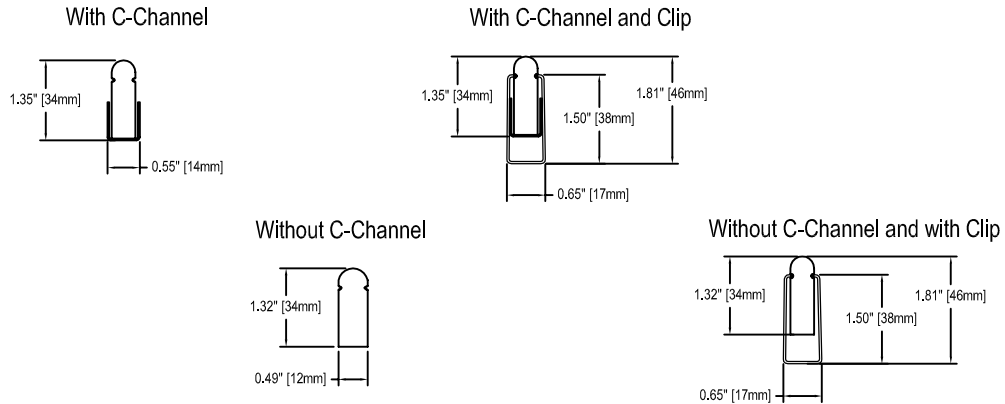
Plexineon Daytime Colors

TECHNICAL INFORMATION

PLEXINEON PROFILE

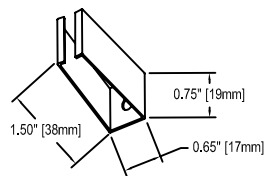


PLEXINEON CROSS SECTIONS

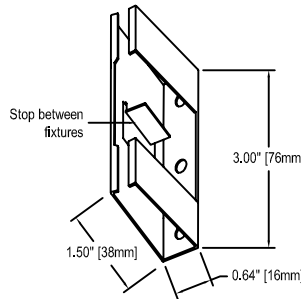


MOUNTING CLIPS

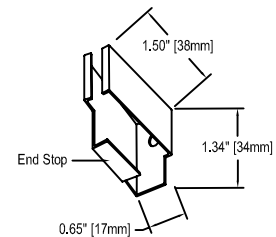
1.50" Standard Clip



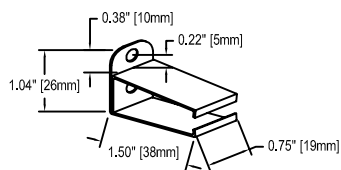
3" Vertical Joiner Clip



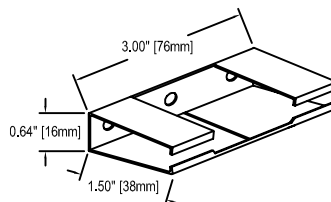
1.50" Vertical End Clip



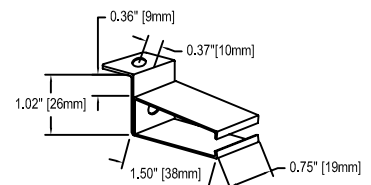
Straight Tab Specialty Clip



3" Joiner Clip



L Tab Specialty Clip

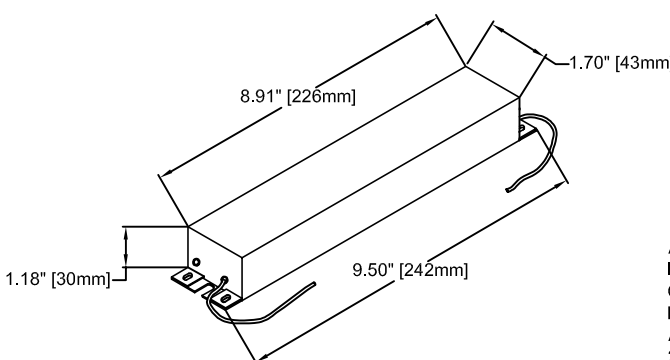
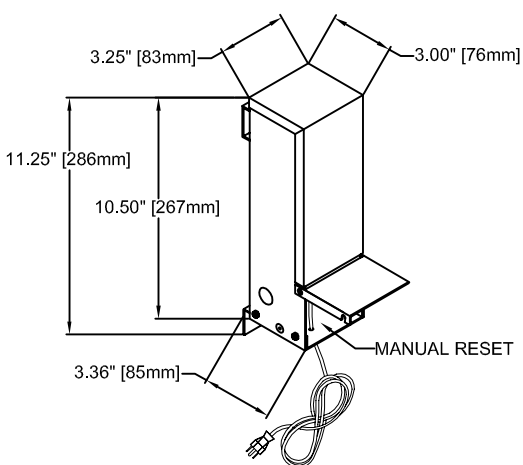
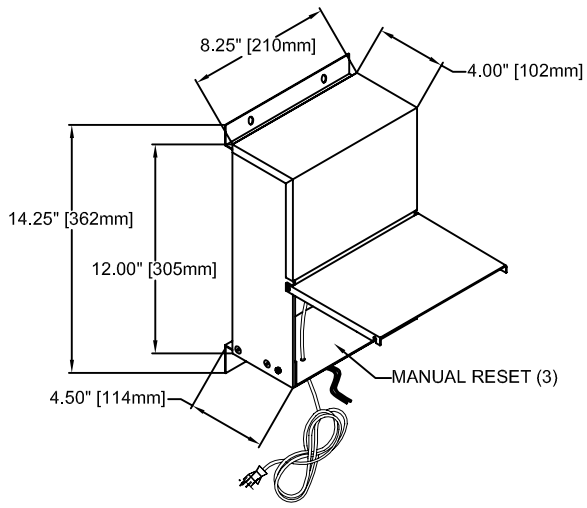


Note: Mounting Hole = $\varnothing 3/16$ "

Plexineon Daytime Colors

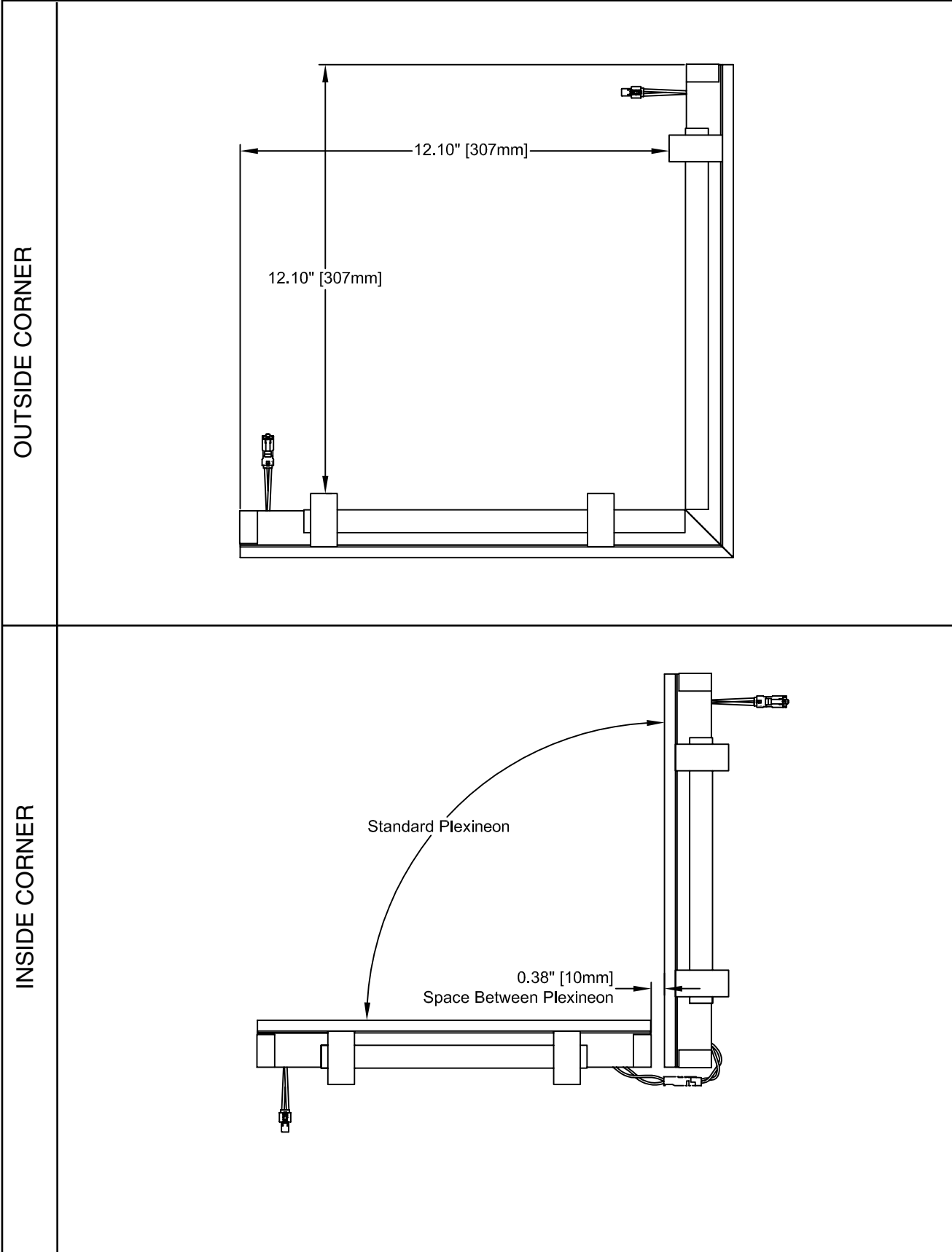
TECHNICAL INFORMATION

Plexineon Power Supplies

<p>ELECTRONIC (ADVANCE) POWER SUPPLY</p>	 <p>1.18" [30mm] 8.91" [226mm] 1.70" [43mm] 9.50" [242mm]</p> <p>ADV100W24V Input: 120-277VAC 50/60Hz Output: 24VDC 4Amax RU listed for U.S. and Canada Additional enclosure may be required 2 lbs. (0.9kg)</p> <p>DRY ☀️</p>
<p>MAGNETIC HYBRID POWER SUPPLY IN 3R ENCLOSURE</p>	 <p>3.25" [83mm] 3.00" [76mm] 11.25" [286mm] 10.50" [267mm] 3.36" [85mm]</p> <p>MANUAL RESET</p> <p>PN10124DCR-3R Input: 120VAC 50/60Hz Output: 24VDC 4Amax RU listed for U.S. Enclosed in NEMA 3R enclosure 9 lbs. (4kg)</p> <p>DRY DAMP ☀️💧</p>
<p>MAGNETIC HYBRID 3-OUTLET POWER SUPPLY IN 3R ENCLOSURE</p>	 <p>8.25" [210mm] 4.00" [102mm] 14.25" [362mm] 12.00" [305mm] 4.50" [114mm]</p> <p>MANUAL RESET (3)</p> <p>PNC224024DCR-3R Input: 120VAC 60Hz Output: 24VDC 4Amax X 3 RU listed for U.S. Enclosed in NEMA 3R enclosure 25 lbs. (12kg)</p> <p>DRY DAMP ☀️💧</p>

Plexineon Daytime Colors

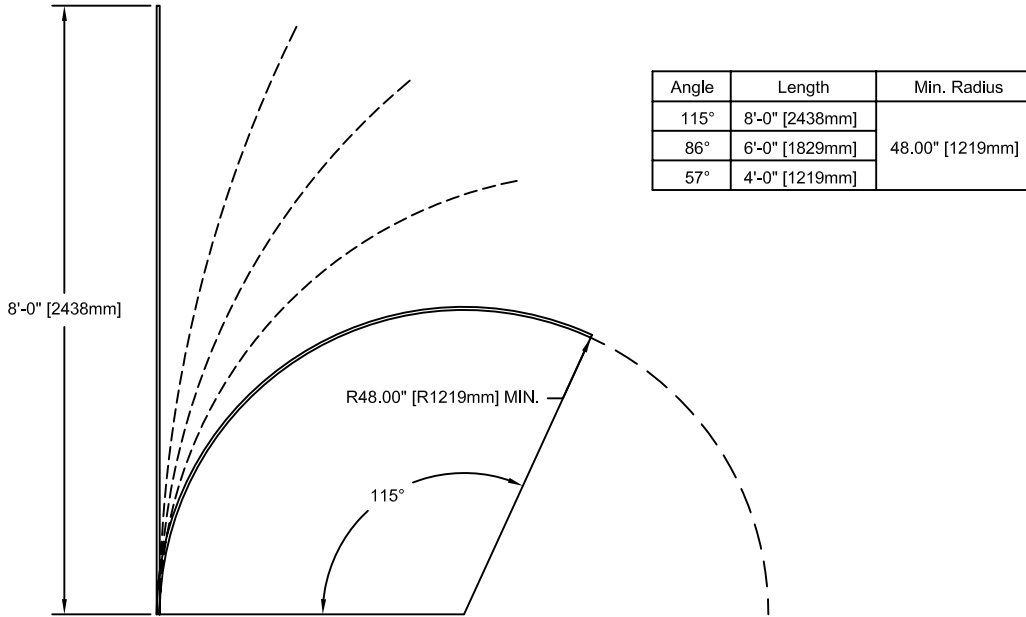
TECHNICAL INFORMATION



Plexineon Daytime Colors

TECHNICAL INFORMATION

PLEXINEON FIELD BENDING¹⁻³

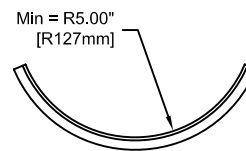


Note 1: Field bending shown in easy direction. Cannot field bend into convex or concave bends.
 Note 2: Easy direction refers to bend axis parallel to light direction.
 Note 3: Field bending allowed only on fixtures without C-channel.

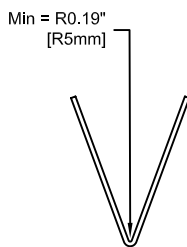
PLEXINEON FACTORY BENDING



Convex



Concave



Easy Bend²