


Plexineon Signage

PRODUCT SUMMARY



PRODUCT FEATURES

- Bright, even-toned color
- Durable construction
- Long life
- Energy efficient
- Low voltage
- Easy to install
- Factory bent
- Exterior and interior signage, billboard signs, and more

Sign Uses: Direct View

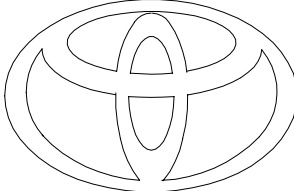

- Exterior building signs
- Interior signs
- Interior window signs
- Accents

Sign Uses: Indirect View

- Halo Lighting

Mounting Options

- Loose letters
- Custom
- Black, smoke or clear polycarbonate backing

Type	Example	Letter Height	Use
Large		125 feet	Exterior Building
Medium	<i>Cocktails</i>	7 ⁷ / ₁₀ inches - 15 ¹ / ₈ inches	Exterior Sign
Small		4 ¹ / ₂ inches	Interior Sign

Plexineon Signage

TECHNICAL INFORMATION

Light Colors Available

- Red
- Orange
- Amber
- Green
- Teal
- Blue

White Temperatures Available

- White 1X 6500°K
(cool white)

Daytime Colors Available

- Red

Custom Colors Available

- Magenta

Voltage

- 12 or 24V DC

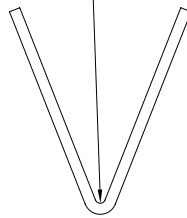
Housing Color

- Black

Plexineon Factory Bending

- iLight can factory bend down to $\frac{3}{16}$ " for letters or tighter curves

R Min = R0.19" [R5mm]



Standard Block Font

- While most signs iLight manufactures involve custom design, we also offer a standard block font

Block Font Sizes

- 3"
- 4½"
- 6"
- 8"

Examples: 4½" block fonts

