

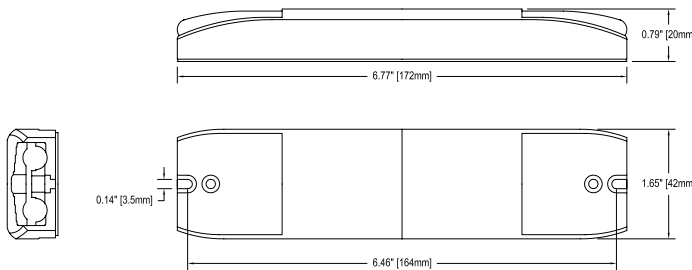
Dimmers - Osram Optotronic Dimmers

Osram Optotronic Dimmers



Optotronic control interfaces operate on the principle of pulse width modulation and are used on the secondary side of the power supply unit, i.e. wired between the power supply and iLight's Plexineon fixtures. In pulse width modulation, the power supply to the fixtures is interrupted at a specific frequency.

This permits individual adjustment of the required light output. In this context, the high frequency provides flicker-free lighting. Pulse width modulation technology guarantees a linear dimming characteristic for the eye at maximum dimming speed without any color shift from the fixture.



Dimensions:

6.77" L X 1.65" W X 0.79" H
172mm L X 42mm W X 20mm H

Lead Lengths:

Non-leaded

Description	Nominal Input Voltage (VDC)	Max. Input Current (A)	Control Voltage (VDC)	Max. Output Power per channel (W)	Max. Output Power (W)	Max. Output Current per Channel (A)	Output Frequency (Hz)
OT DIM	10.5 24	5.3 5.3	1-10VDC 1-10VDC	0-52.5 0-120	52.5 120	2.5 2.5	135
OTRGBDIM	10.5 24	6 6	1-10VDC 1-10VDC	0-21 0-48	60 140	2 2	350
OTDMXRGB	10.5 24	6 6	-7 to 12VDC -7 to 12VDC	0-21 0-48	60 140	2 2	N/A

ORDERING INFORMATION

Ordering Number:

- 65-DIM01-001-00 Osram Single Channel Dimmer (OT DIM)
- 65-DIM02-001-00 Osram RGB Dimmer (OTRGBDIM)
- 65-DIM04-001-00 Osram DMX 3-Channel Dimmer (OTDMXRGB)

Applications
- Dimming Plexineon products

Specification sheets are subject to change without notice. For the most recent version, please refer to www.ilight-tech.com.

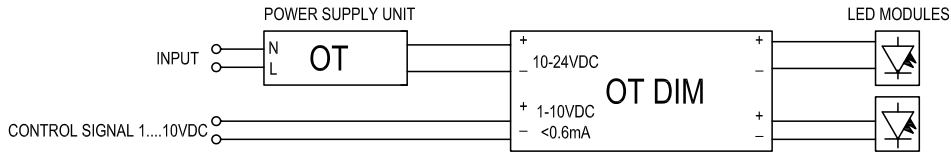
Product Application

Plexineon

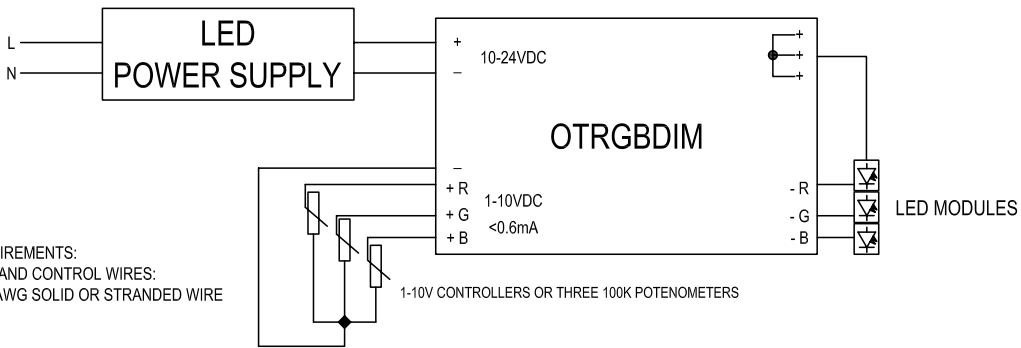
Dimmers - Osram Optotronic Dimmers

Osram Optotronic Dimmers

WIRING REQUIREMENTS:
INPUT, LOAD, AND CONTROL WIRES:
USE 16 TO 18AWG SOLID OR STRANDED WIRE



WIRING REQUIREMENTS:
INPUT, LOAD, AND CONTROL WIRES:
USE 16 TO 18AWG SOLID OR STRANDED WIRE



WIRING REQUIREMENTS:
INPUT, LOAD, AND CONTROL WIRES:
USE 16 TO 18AWG SOLID OR STRANDED WIRE

CONTROL WIRES:
USE A CONNECTOR TO JOIN DMX CABLE FROM
DMX CONTROLLER TO 16-18AWG SOLID OR
STRANDED WIRE TO OTDMXRGB

